

BRONZEWORX STUDIO

UNSURPASSED METAL TILE

LOWITZ & COMPANY

TILE ARTISTS · EST. 1990

MADE IN THE UNITED STATES



Bronzework Studio Blooming Leaf 1.25" and Roman Liner 12", cast in Traditional Bronze, with white marble

# Classic Bronzework Studio

Carved and cast by hand

As the world rushes by, we strive to design tiles that will be as appealing in a hundred years as they are today.

Ever since we carved and cast our first bronze tile nearly two decades ago, we have believed that the most compelling designs respect the essential nature of their raw materials.

Bronze quietly reflects light, mellows and deepens over time, expresses physical and emotional gravity in its weight, and has a profound permanence.

We seek to celebrate each of these attributes in the designs of the Classic collection.

# Classic Collection

## Size Options

Insets: 2.50 × 2.50 inches  
1.25 × 1.25 inches  
0.63 × 0.63 inches

Liners: 12 inches long. Varying widths.

## Material Options

Traditional Bronze

White Bronze

Zinc (some patterns require longer lead time)

Our tiles are cast in solid bronze or solid zinc. All bronze tiles consist entirely of 99% post-consumer recycled material.

## Variation

No two tiles are exactly alike. As tiles are cast and finished by hand, variation in the tile's surface naturally occurs.

Initially, some tiles may appear darker than others. Polishing will effectively eliminate any color variation.

## Patina

Bronze: Naturally mellows and darkens over time. This process is accelerated in wet locations.

Zinc: Naturally whitens over time when left untouched or used in wet locations. Darkens when walked on or handled.

Applying a thin layer of paste wax 1-2 times a year will retard the patina process of bronze and zinc.

## Installation

Cut to length with a hacksaw lubricated with WD-40.

In most cases, tiles can be installed using the same setting compound as the adjacent field material. Except: *Avoid epoxy thinset and epoxy grout. Epoxy cannot be removed without risk of damaging the tile's surface.*

Sealing is not necessary.

For full details, see our Installation guide (available on our website and shipped with every order).

## Cleaning

Clean tiles with a soft, damp cloth or paper towel and mild household cleaner. Clean up food splashes promptly to avoid altering the natural patina. Dry tiles thoroughly.

If more vigorous cleaning is required, use a diluted 5:1 water/white vinegar solution.

Original color and brightness can be restored using basic buffing and polishing methods.

Avoid highly acidic cleaners and abrasive cleaning tools.

Usage	Interior wall	Interior floor	Backsplash/ countertop	Shower	Exterior wall	Exterior floor	Pool/Fountain
Traditional Bronze	✓	✓	✓	✓①	✓②	✓②	✓③
White Bronze	✓	✓	✓	✓①	✓②	✓②	✓③
Zinc	✓	✓	✓	✓④	✓④	✓④	✓④

① Patina will vary depending on how much moisture is present. For pristine appearance, dry surface with soft cloth after shower.

② Patina will vary depending on climate. In most cases, gray-green verdigris patina will develop gradually and darken over time.

③ A dark patina will develop over time. Bronze can be laquered to prevent the patina from developing.

④ Patina will whiten over time.

# Classic Collection, White Bronze



Beach Grass 0.75×12" liner



Beach Grass inset  
0.75×12"



Water Song 0.75×12" liner



Water Song inset  
0.75×12"



Basic 0.5×12" liner



Roman 0.38×12" liner



Mosaic 0.63×12" liner



Flowing 0.38×12" liner



Origin 1×12" liner



Mantra 2.5", 1.25", 0.63"



Petroglyph 2.5", 1.25", 0.63"



Blooming Leaf 2.5", 1.25", 0.63"



Sunrise 2.5", 1.25"



Terrace 2.5", 1.25"



Oh 0.63×0.63"



X 0.63×0.63"



Ruffle 0.63×0.63"

# BRONZEWORX STUDIO

UNSURPASSED METAL TILE

LOWITZ & COMPANY

TILE ARTISTS · EST. 1990

MADE IN THE UNITED STATES

## Classic Collection, Traditional Bronze



Beach Grass 0.75×12" liner



Beach Grass inset  
0.75×12"



Water Song 0.75×12" liner



Water Song inset  
0.75×12"



Basic 0.5×12" liner



Roman 0.38×12" liner



Mosaic 0.63×12" liner



Flowing 0.38×12" liner



Origin 1×12" liner



Mantra 2.5", 1.25", 0.63"



Petroglyph 2.5", 1.25", 0.63"



Blooming Leaf 2.5", 1.25", 0.63"



Sunrise 2.5", 1.25"



Terrace 2.5", 1.25"



Oh 0.63×0.63"



X 0.63×0.63"



Ruffle 0.63×0.63"

# BRONZEWORX STUDIO

UNSURPASSED METAL TILE

LOWITZ & COMPANY

TILE ARTISTS · EST. 1990

MADE IN THE UNITED STATES


## Classic Collection, Zinc



Beach Grass 0.75×12" liner



Beach Grass inset  
0.75×12"



Water Song 0.75×12" liner



Water Song inset  
0.75×12"



Basic 0.5×12" liner



Roman 0.38×12" liner




Mosaic 0.63×12" liner




Flowing 0.38×12" liner



Origin 1×12" liner



Mantra 2.5", 1.25", 0.63"



Petroglyph 2.5", 1.25", 0.63"



Blooming Leaf 2.5", 1.25", 0.63"



Sunrise 2.5", 1.25"



Terrace 2.5", 1.25"



Oh 0.63×0.63"



X 0.63×0.63"



Ruffle 0.63×0.63"